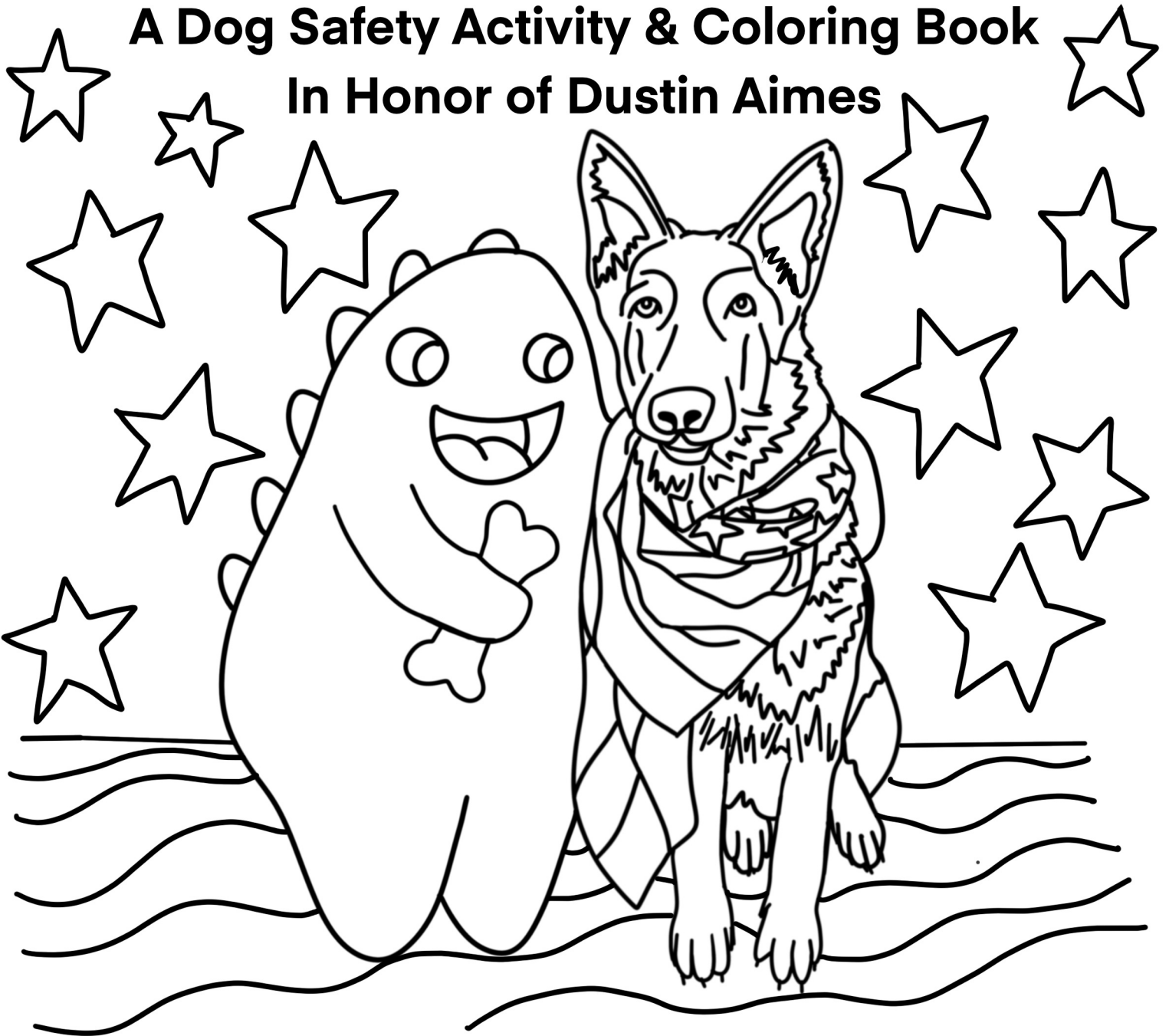


# DUSTY'S TRUSTY TIPS

**A Dog Safety Activity & Coloring Book  
In Honor of Dustin Aimes**



**Written by Susan Aimes & Illustrated by Tiffany Waugh**


# ALWAYS ASK PERMISSION FIRST.

If the owner says,

**"NO!"**

If the owner says,

**"YES!"**




**STOP!**

**GO!**

This is for everyone's SAFETY. The dog could be jumpy, in training, or working as a service dog.

Identify a happy or nervous dog and know proper greeting procedures.

# PROPER GREETING



CALMLY  
OFFER  
YOUR  
HAND

If the dog gives signs of approval

GENTLY  
PET THEIR  
BACK  
NECK +  
CHEST.




# DOGS DON'T LIKE PETS ON THE HEAD.

Dogs don't like things reaching down from above towards them. So most dogs associate pets directly to their head with stress and discomfort.



## NEVER PULL ON:





SAVE  
HUGS &  
KISSES

FOR YOUR FAMILY.

NEVER XOXO  
A DOG YOU  
JUST MET.

I wub you  
so much! yes  
I do!! come 'ere!  
muah! muah! muah!


yikes

This makes  
your face very close  
to their mouth.  
They could feel  
cornered  
or threatened  
and bite!



# NEVER STARE DIRECTLY INTO A DOG'S EYES.

This  
is a sign  
of aggression.  
It makes dogs feel  
intimidated and  
challenged.



Name: \_\_\_\_\_

## Read a Dog's Body Language

H L L T C T T L B L P A C I N G K E  
G A S A T U L A O E N V C C Z C Y B  
N Y L I Y U D I I W Y A W N I N G S  
O I B F T I C D C L E S D W B H M N  
S N Z H M T N K L K W R T M K N M I  
E G C T X O I G E I I A E I V M B F  
L D L G G V O N O D N N G D F Y A F  
I O U K R G B N G N T G G G E F R I  
C W N I O I P Q E V B A S F I A K N  
K N G H W Q I R U Y A A I W A N R G  
S B E D L I G K V O E B C L X V G S  
U J U M P I N G I N L S D K B G G Z

Find the following words in the puzzle.  
Words are hidden → ↓ and ↘ .

BARK  
CUDDLING  
GROWL  
HALF MOON EYES  
JUMPING  
LAYING DOWN  
LAYING ON BACK

LICKING  
LOWERED EARS  
LUNGE  
NOSE LICKS  
PACING  
SITTING  
SNIFFING

STIFF  
TAIL WAGGING  
TUCKED TAIL  
YAWNING

# REMEMBER

To make a dog comfortable:

Go at  
their pace

Stay out  
of their  
face

Give them  
space





If a dog gets loose and makes you uncomfortable...

A-29 B-36 C-54 D-67 E-90 F-41 G-84 H-38 I-33 J-21

K-83 L-11 M-75 N-44 O-15 P-27 Q-51 R-62 S-88

T-49 U-23 V-43 W-58 X-97 Y-42 Z-30

$\overline{67}$   $\overline{15}$   $\overline{44}$   $\overline{15}$   $\overline{49}$   $\overline{62}$   $\overline{23}$   $\overline{44}$

$\overline{36}$   $\overline{90}$   $\overline{29}$   $\overline{49}$   $\overline{62}$   $\overline{36}$   $\overline{36}$  .



Dogs lose interest if there's less excitement and nothing to chase .

# A BIG THANK YOU TO OUR SPONSORS



Skinned & Lashed By Jen



Ask your parents to visit our website  
<https://www.starsandstripesdogrescue.org>  
to learn more about our program